

# Changes in visitors behaviour in Covid time in the Krkonoše Mts.

Jakub Kašpar, KRNAP Administration,  
TPN Meeting 2020, 09/12/2020



# History of tourism in the Krkonoše Mts.

---

**Tourism in the Krkonoše Mts.** starts already in 1850s – it means the Krkonoše Mts. is one of the tourism cradles in Czechia

**Tourism in larger scale** comes in 1890s – mountain chalets, postcards, souvenirs...

**Amount of visitors rises** with access improvement – trains, buses, cars – in 20th century

**Mass tourism** starts especially after the WWII with organized socialist labour union recreation

**After 1989** many new facilities for tourists developed – hotels, guesthouses, apartment houses, monkey parks, ski slopes... mainly in the NP buffer zone

**Real numbers about visitors** were not available until 2018, so we worked with estimation of 5 to 6 million visits (visitor-days) per year in the Krkonoše Mts. (NP+BZ)

**June 2018** – we received for the first time exact data based upon analysis of „big data“ collected by mobile operators

# Who, in fact, visits the national park area on Czech side?

---

## Before Covid:

70 % Czech visitors

30 % foreigners – 50 % PL, 30 % GE, 10 % NL, 10 % others

## 2020 – Covid year:

We had two lockdowns:

March → June – border administratively closed

September → now – border officially open, travel opportunities very limited

Up to 90 % Czechs, majority of foreigners came from neighbouring Poland

# Visitors of the Krkonoše Mts. 2017 - 2019

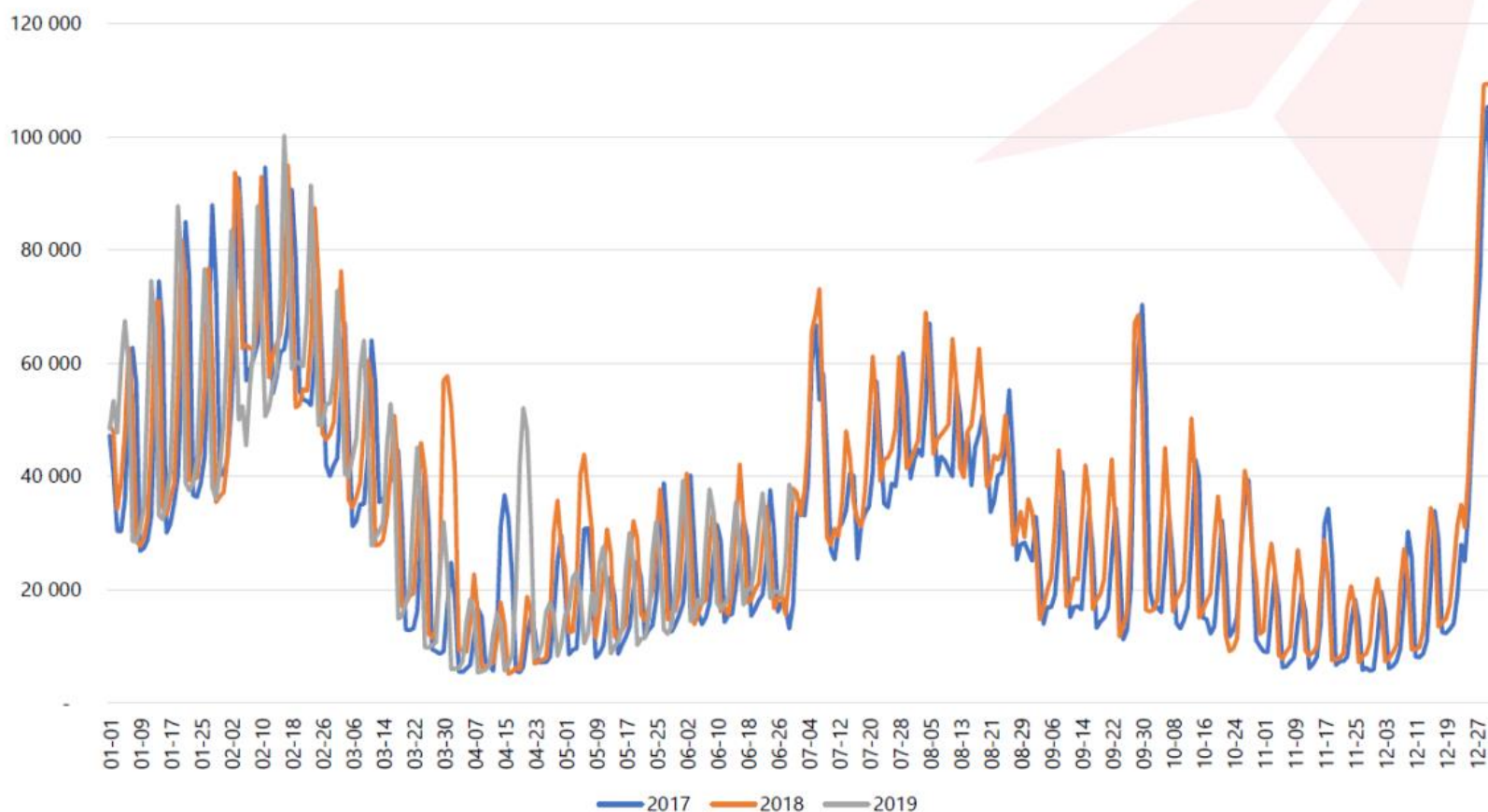
## Celková návštěvnost Krkonoš 2018

|  | KRKONOŠE, území Národního parku CELKEM |            |                  | KRKONOŠE, pouze údolní města / obce CELKEM |            |                  | KRKONOŠE, celé pohoří CELKEM |            |                   |
|--|--|------------|------------------|--|------------|------------------|------------------------------|------------|-------------------|
|  | Domáci                                 | Zahraniční | CELKEM           | Domáci                                     | Zahraniční | CELKEM           | Domáci                       | Zahraniční | CELKEM            |
| <b>Turisté</b>                           | 584 627                                | 144 883    | <b>729 510</b>   | 846 679                                    | 201 712    | <b>1 048 391</b> | 1 431 306                    | 346 595    | <b>1 777 901</b>  |
| <b>24 hod pobytu</b>                     | 1 106 597                              | 308 731    | <b>1 415 328</b> | 2 201 964                                  | 624 874    | <b>2 826 838</b> | 3 308 561                    | 933 605    | <b>4 242 166</b>  |
| <b>Přenocování</b>                       | 1 683 510                              | 403 118    | <b>2 086 628</b> | 2 893 345                                  | 673 509    | <b>3 566 854</b> | 4 576 855                    | 1 076 627  | <b>5 653 482</b>  |
| <b>Turistodny</b>                        | 2 331 175                              | 535 913    | <b>2 867 088</b> | 3 848 577                                  | 873 317    | <b>4 721 894</b> | 6 179 752                    | 1 409 230  | <b>7 588 982</b>  |
| <i>Počet 24 hod na turistu</i>           | 1,89                                   | 2,13       | <b>1,94</b>      | 2,60                                       | 3,10       | <b>2,70</b>      | 2,31                         | 2,69       | <b>2,39</b>       |
| <i>Počet přenocování na návštěvu</i>     | 2,65                                   | 3,00       | <b>2,71</b>      | 2,99                                       | 3,40       | <b>3,06</b>      | 2,86                         | 3,24       | <b>2,92</b>       |
| <i>Počet přenocování na turistu</i>      | 2,88                                   | 2,78       | <b>2,86</b>      | 3,42                                       | 3,34       | <b>3,40</b>      | 3,20                         | 3,11       | <b>3,18</b>       |
| <i>Počet turistodnů na návštěvu</i>      | 3,67                                   | 3,99       | <b>3,73</b>      | 3,98                                       | 4,41       | <b>4,06</b>      | 3,86                         | 4,24       | <b>3,93</b>       |
| <i>Počet turistodnů na turistu</i>       | 3,99                                   | 3,70       | <b>3,93</b>      | 4,55                                       | 4,33       | <b>4,50</b>      | 4,32                         | 4,07       | <b>4,27</b>       |
| <b>Výletníci</b>                         | 727 018                                | 290 292    | <b>1 017 310</b> | 710 563                                    | 280 801    | <b>991 364</b>   | 1 437 581                    | 571 093    | <b>2 008 674</b>  |
| <b>Výletonávštěvy (výletodny)</b>        | 1 515 019                              | 425 146    | <b>1 940 165</b> | 1 831 982                                  | 505 890    | <b>2 337 872</b> | 3 347 001                    | 931 036    | <b>4 278 037</b>  |
| <i>Počet návštěv na výletníka</i>        | 2,08                                   | 1,46       | <b>1,91</b>      | 2,58                                       | 1,80       | <b>2,36</b>      | 2,33                         | 1,63       | <b>2,13</b>       |
| <b>Návštěvníci (turisté + výletníci)</b> | 1 311 645                              | 435 175    | <b>1 746 820</b> | 1 557 242                                  | 482 513    | <b>2 039 755</b> | 2 868 887                    | 917 688    | <b>3 786 575</b>  |
| <b>Návštěvy celkem</b>                   | 2 149 663                              | 559 594    | <b>2 709 257</b> | 2 798 135                                  | 704 011    | <b>3 502 146</b> | 4 947 798                    | 1 263 605  | <b>6 211 403</b>  |
| <b>Návštěvodny</b>                       | 3 846 194                              | 961 059    | <b>4 807 253</b> | 5 680 559                                  | 1 379 207  | <b>7 059 766</b> | 9 526 753                    | 2 340 266  | <b>11 867 019</b> |

# Visitors of the Krkonoše Mts. 2017 - 2019

## Srovnání návštěvnosti celého pohoří Krkonoše za sledované období

### Návštěvníci celkem



# World comparison

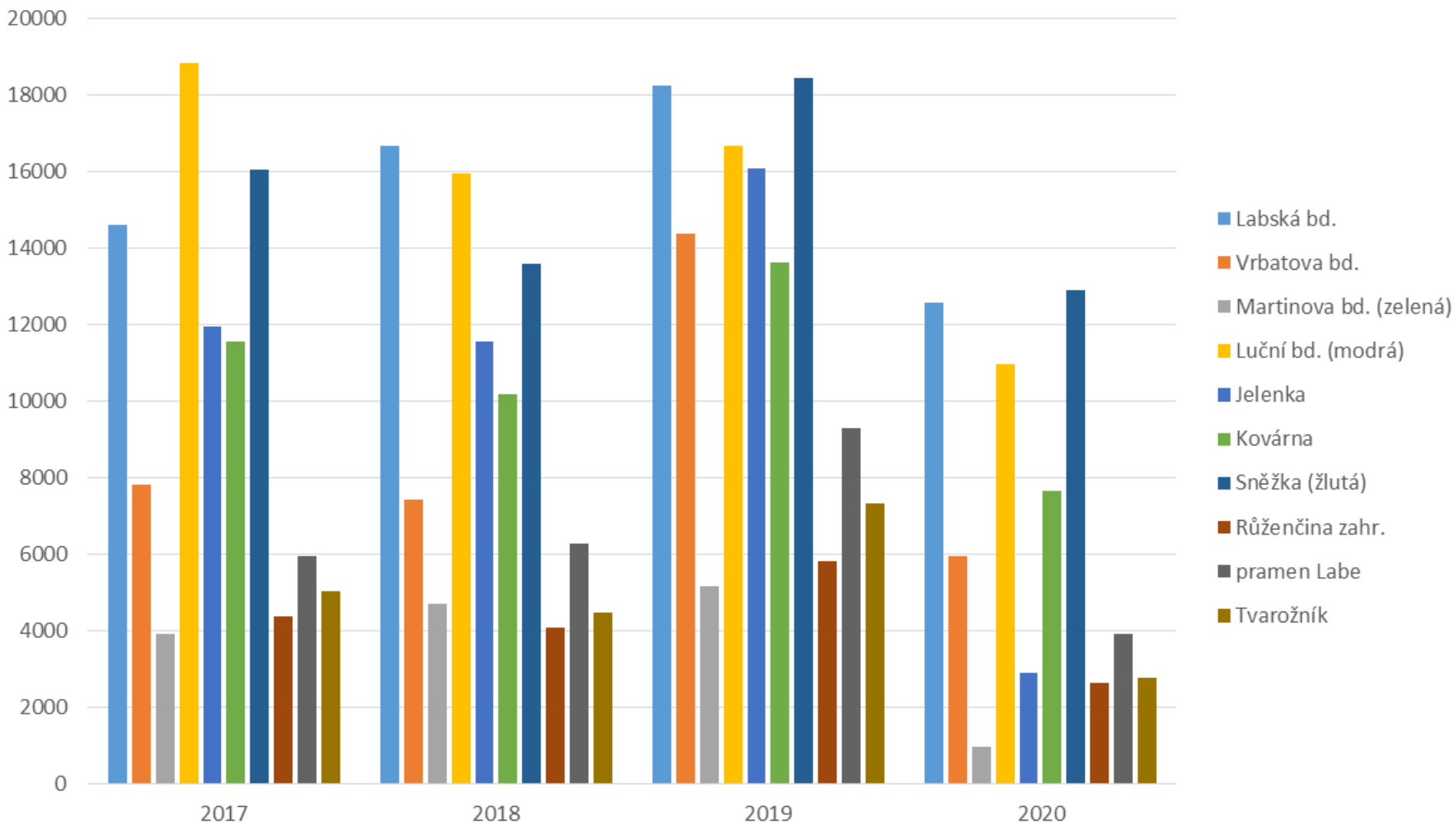
---

## Most visited National Parks in the world

| National Park         | Area                  | Visits per year | Visits per km <sup>2</sup> |
|-----------------------|-----------------------|-----------------|----------------------------|
| Karkonosze (PL)       | 60 km <sup>2</sup>    | 2 500 000       | 41 667                     |
| Cuyahoga Valley (USA) | 132 km <sup>2</sup>   | 3 000 000       | 22 727                     |
| Krkonoše (NP+BZ) (CZ) | 550 km <sup>2</sup>   | 11 900 000      | 21 636                     |
| KRNAP (CZ)            | 363 km <sup>2</sup>   | 4 800 000       | 13 223                     |
| Haleakala (USA)       | 139 km <sup>2</sup>   | 1 500 000       | 10 791                     |
| Seoraksan (S. Korea)  | 398 km <sup>2</sup>   | 3 100 000       | 7 789                      |
| New Forest (UK)       | 567 km <sup>2</sup>   | 4 300 000       | 7 584                      |
| Mammoth Cave (USA)    | 212 km <sup>2</sup>   | 1 600 000       | 7 547                      |
| Peak District (UK)    | 1 439 km <sup>2</sup> | 10 100 000      | 7 019                      |

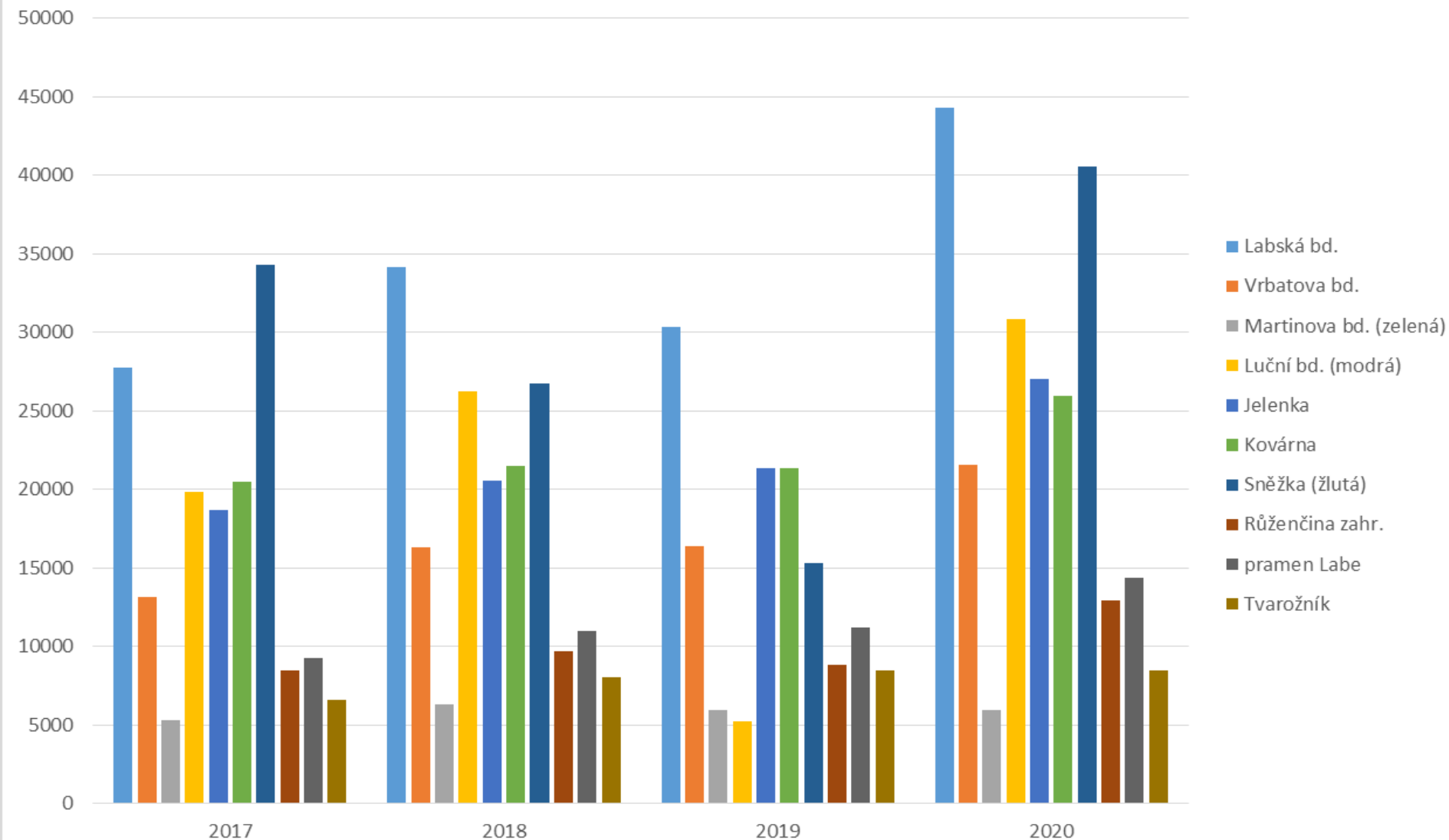
# Visitors numbers in June 2020 (border open since June 12)

Návštěnost na vybraných profilech  
(červen)



# Visitors numbers in July 2020 – almost no foreigners

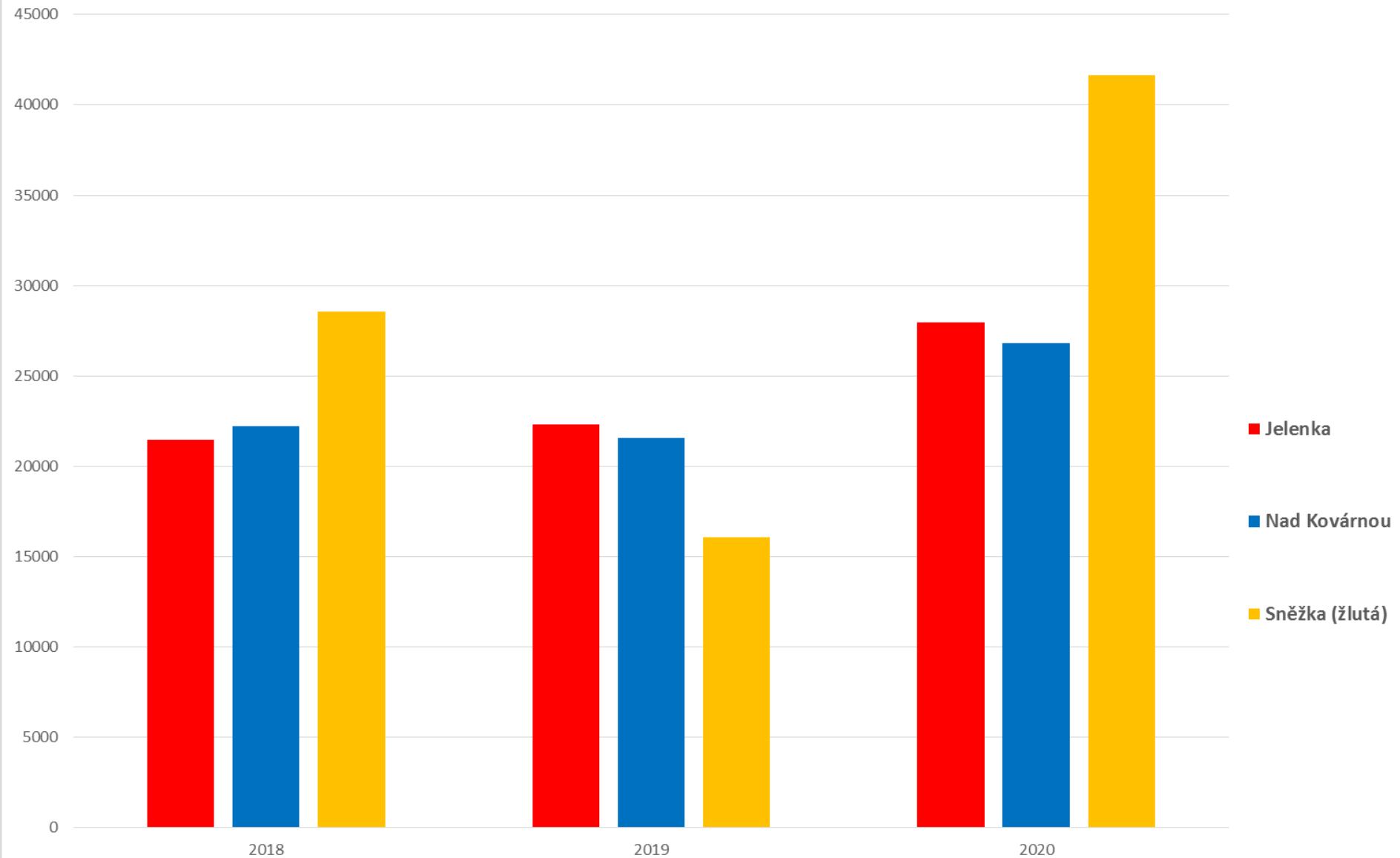
Návštěnost na vybraných profilech  
(červenec)





# Visitors at the top of Mt. Sněžka (July 2018, 2019 and 2020)

Intenzity průchodů  
(masiv Sněžky, červenec 2018 - 2020)



# Top of Mt. Sněžka before June 2020



# Top of Mt. Sněžka after June 2020



# What can we do in this situation?

---

## Current legislation

- does not provide any instrument to limit numbers of visitors in NPs. It is even not possible to limit e.g. maximum number of daily visitors on the top of Mt. Sněžka.
- does not allow the NP Administration to charge entrance to the Park (neither for tourists, nor for cars) or to regulate number of visitors by the level of the entrance fee (but, in the same time, the NP Administration has to cover almost all costs connected to infrastructure for tourists – construction and maintenance of roads and paths, restplaces...)

## What are we doing

- limiting and regulating organized public events in numbers and locations
- trying to regulate visitors' behaviour (like by fences on the top of Mt. Sněžka)
- trying to stress the issue of overloading some parts of the Krkonoše Mts. by visitors in the official NP communication (media, social nets, website...)
- trying to attract visitors to other (new, unknown, hidden, not so vulnerable) interesting spots in the Park, especially in those subregions which could even benefit from a bit higher level of tourism – media, social nets, web, leaflets, maps and brochures for visitors...

# Thank you for your attention!

The Krkonoše Mts. NP Administration

Dobrovského 3, CZ 543 01 Vrchlabí

Tel.: +420 724 175 927

Email: [jkaspar@knap.cz](mailto:jkaspar@knap.cz)

[www.knap.cz](http://www.knap.cz)

[www.facebook.com/spravaknap](https://www.facebook.com/spravaknap)

