

8. We are close to cities!



Peri-urban parks typologies

Forest parks



ATHENS - Mount Hymethus

Fluvial parks



LILLE métropole - Espace nature

Alluvial plains



LYON - Grand Parc Miribel Jonage

Coastal salt marshes



VALÈNCIA - Parque Devesa-Albufera

+ Human intervention / land planning

Peri-urban parks typologies

Forest parks



ATHENS - Mount Hymethus

Fluvial parks



LILLE métropole - Espace nature

Alluvial plains



LYON - Grand Parc Miribel Jonage

Coastal salt marshes



VALÈNCIA - Parque Devesa-Albufera

Agro-environmental parks



BARCELONA – Parc agrari Baix Llobregat

Reforested parks



LISBOA - Parque Florestal Monsanto

Renatured green city parks



MILANO – Parco Nord

Green - belts



+ Human intervention / land planning

Periurban Parks are located in close proximity to towns

Proximity: 0-15 km

Accessibility: 15-33 min.

By car



BARCELONA - Parc de Collserola

On foot



TOURS - Parc nature urbain La Gloriette

By bike



LE MANS - Arche de la nature

By metro / tramway / train



STRASBOURG - Forêts rhénanes

By public bus



LYON - Grand Parc Miribel Jonage

1° in private vehicles



2° By foot



3° By bike



4° By public transport



Management priorities



FIRE PREVENTION



FLOOD PREVENTION



DROWN PREVENTION




EQUIPMENT INVESTMENT



Improvement of public access



Visitor / Environmental education centers



Bars / Restaurants



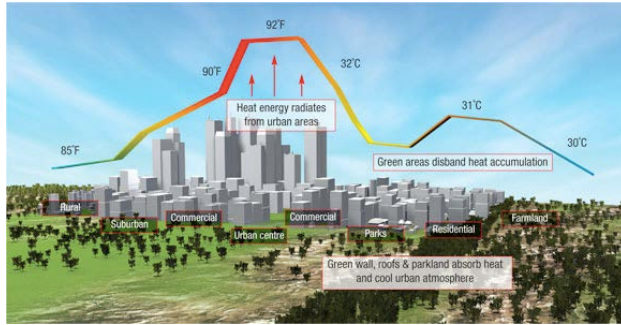
BBQs




Main benefits : ECOSYSTEM SERVICES

REGULATING SERVICES

Urban Heat Island effect mitigation



Air pollution absorption



Noise pollution reduction



SOCIOCULTURAL SERVICES

Health promotion



Social cohesion and relation



Preservation of traditions



Great opportunity for AGRICULTURE of PROXIMITY

PROVISIONING SERVICES



Main challenges

Urban pressure



BUDAPEST - Sas Hill Nature Reserve



Receptors of unwanted city elements



Urban settlements in the park



BUDAPEST – Buda Hills Landscape Protection Area



Light pollution



Fragmentation



Fauna run-overs



Main challenges

Invasive alien species



Incivic behaviour



Temporal illegal occupation



«Permanent» illegal occupation



Massive use



Conflicts among users



An increase in use in space



An increase in use in time



Join the Peri-urban Commission !

Who can join EUROPARC Commissions?

The Commissions are open to **ALL EUROPARC members** and **staff working for member organisations**.

Applications should be sent to office@europarc.org before **October 28th**

If you are interested, [send us a letter of interest](#) stating your **background and experience** and **what you can offer us for the commission** you want to join.



EUROPARC
F E D E R A T I O N



European Association
Periurban Parks